

CONCRETE AND CONCRETE MASONRY

This manual brings the student information concerning concrete construction. Developments in cement production and strengths of cement types are presented. Graphics and tables are included, and information related to cold and hot weather concreting is presented—including numerous tables and figures. Materials from Portland Cement were used to develop this manual.



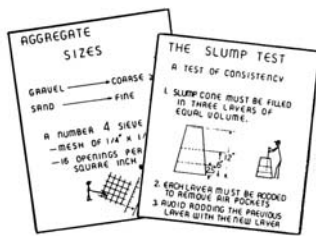
Each chapter contains classroom exercises to assist the student in learning the subject matter. A number of chapters contain laboratory exercises that assist the student in learning practical aspects of concrete construction. This manual also contains numerous demonstrations and ideas which will assist the instructor in teaching this important subject area. HOBAR

Manual: 128 pages, 2005, softcover
Order Number: 176.....\$11.95 each, \$9.56 (10 or more)

Teacher's Answer Key:
Order Number: 176TK.....\$2.75

QUALITY CONCRETE TRANSPARENCY MASTERS

A set of 50 transparency masters to enhance your concrete instructional unit. It covers the basic principles of concrete: selection of materials, water cement ratios, correcting for moisture, yields of concrete, slump test, tools and equipment, and casting concrete. Use these transparency masters in conjunction with Hobar's *Concrete Worksheet Masters, #541, Concrete and Concrete Masonry manual, #176*, for a complete instructional unit. 50 transparencies. HOBAR



Order Number: 2675TM\$12.50

CONCRETE CONSTRUCTION WORKSHEETS

This set of **ten individualized worksheet** masters can be duplicated for student use. Each worksheet includes Part ID, Procedures, Materials Needed, Skills Taught, and Evaluation. This set relates to Hobar's *Concrete & Concrete Masonry manual #176* and fiberglass concrete molds. HOBAR

- Mixing Concrete
- Slump Test
- Hog Trough
- Drain Splash Mold
- Patio Block 1' x 1'
- Patio Block 1' x 2'
- Driveway Marker
- Bicycle Stand
- Car Parking Bumper
- Shoe Scraper with Concrete Base

Set of Ten Concrete Construction Worksheets:
Order Number: 541\$9.45

HOME MASONRY REPAIRS & PROJECTS

Learn solutions for common masonry problems with easy-to-follow step-by-step instructions. Select the best tools and materials for each project and master professional tips and techniques. It also offers valuable cleaning and maintenance advice. B & D



128 pages, 1995, softcover
Order Number: HSO-7339\$14.95

DECORATING WITH CONCRETE OUTDOORS

Take a visual journey through various applications for concrete around the home, from patios, driveways, and walkways, to elaborate outdoor kitchens and pool environments. More than 200 photographs highlight artistry in concrete and inspire craftsmen and do-it-yourselfers to create rich textures and colorful murals on floors, walls, and ceilings. SCHIFFER



128 pages, 2005, softcover
Order Number: CB9115\$19.95

DECORATING WITH CONCRETE INDOORS


Concrete can imitate any surface, from expensive marble and granite to slick glass or worn and faded brick. This book takes you on a visual tour of amazing concrete applications indoors, from floors and countertops, to fireplace surrounds. It highlights concrete work that is opening the doors to craftsmen, and even do-it-yourselfers, to create murals on floors, walls, and ceilings. SCHIFFER



128 pages, 2005, softcover
Order Number: CB9116\$19.95

BUILDING OUTDOOR ENVIRONMENTS WITH RETAINING WALLS


Step-by-step instructions will walk you through the process of creating luscious backyards and exquisite entryways using concrete products widely available on today's landscaping market. Over 250 color images display outdoor kitchens, front entry courtyards, water features, patio settings, flower beds, and raised seating that provide curb appeal. SCHIFFER



128 pages, 2006, softcover
Order Number: CB9132\$24.95

MODERN MASONRY

Simply and clearly written, the text covers the important aspects of the masonry trade including construction details for masonry walls, foundations, pavement, steps, garden walls, and masonry arches; and over 75 procedures for laying brick, block, and stone. Full color with safety warnings and trade tips emphasized throughout text. GOODHEART-WILLCOX



Text: 384 pages, over 800 illustrations, 2003, hardcover
Order Number: 962-8\$56.00 each, \$44.80 (10 or more)

Instructor's Manual: Provides teaching methods, evaluation methods, and complete answer key.
Order Number: 964-4\$26.00

Job Practice Manual: 294 pages. Contains 76 laboratory and field job practices with related review questions.
Order Number: 963-6\$22.00 each, \$17.60 (10 or more)




**BUILDING CONSTRUCTION:
CONCRETE & MASONRY**

BUILDING CONSTRUCTION: BASIC MASONRY VIDEOACTIVE

An experienced agricultural education instructor teaches equipment identification, safety, and masonry techniques as he demonstrates how to build a brick wall and a block wall. Follow along as he selects the building material, sets up guide lines, mixes mortar, "butters" the bricks and blocks, lays rows, and explains clean-up procedures for building these standard structures. He points out the consequences of poor workmanship and gives tips on how to create professional-looking masonry structures. End-of-section quizzes and a final quiz are provided on the video. A supplement is included. 46 minutes. CEV

CONCRETE: COMPOSITION AND MIXING

For the novice who wants to learn the basics, this video series on concrete will provide the needed information. *Composition and Mixing* (the first in a three-part series) provides viewers with a solid foundation for learning. The following important points are discussed: concrete composition, safety considerations when working with concrete, how to accurately determine quantities and how to mix materials, various formulas (depending upon intended use) for determining different mixing ratios of concrete; and striking and floating an initial pouring. Supplement included. 36 minutes. CEV



**CONCRETE: CONSTRUCTING FORMS
AND CONCRETE CURING**

Forms are used to mold concrete and hold it in place until it has reached desired hardness and are an integral part of concrete construction. Join Dr. David E. Lawver as he offers his insight into procedures used at an actual construction site where huge forms are being used to construct concrete walls. Dr. Lawver demonstrates how to build a simple form for a concrete slab supporting a small storage building. Also discussed are concrete problems (including scaling and crazing) and how to avoid them through a process known as curing. Concrete strength is also related to curing and is demonstrated via various test samples. Supplement included. 40 minutes. CEV



CONCRETE: TOOL IDENTIFICATION AND FINISHING

Producing a high quality concrete product requires the proper tools. This video takes an in-depth look at concrete finishing tools and how each is used. Dr. David E. Lawver expertly identifies and demonstrates several tools including edger, jointer, steel finishing trowel, wood float, magnesium float, mason trowel, power trowel, and bull float. Dr. Lawver also demonstrates how using an ordinary shop broom can create various nonslip finishes. Also featured on this video is the popular exposed aggregate finish, used in sidewalks and commonly used as a decorative edging in many landscaping applications. Supplement included. 33 min. CEV

Order the series and save!

DVD: 144 minutes, 4 sections, 4 printable resources, and 17 web resources.

Order Number: CEV80795\$156.00

Great for hands-on classroom projects or fundraisers!

WORDS IN STONE DELUXE



Create beautiful word-bearing concrete cobbles and stepping stones with this easy to use, do-it-yourself word stone kit. Make decorative border messages, plant labels, hand print impressions with dates, and more! Great for hands-on classroom projects! **MAGNETIC POETRY**

Kit includes:

- (70) 1-1/2" upper and lower case press-in letters, numbers, symbols, and punctuation marks
- Five, 3-3/4" tall stone forms, ranging in length from 2-1/2" to 14"
- One adjustable form for making stepping stones of any size up to 15" x 15"
- One round form for making stepping stones 12" in diameter
- 2 lbs. Starter bag of concrete
- Two containers of concrete tint: terra cotta, and buff.
- Cement trowel
- Detailed instruction manual
- 100 decorative gems

Order Number: MP6077\$49.95

MARKER STONES KIT



Create your own perfectly sized concrete marker stones with this easy to use, do-it-yourself kit. Use your stones to label vegetable rows, make home address markers, plant markers and more. Includes a special form for making stands to prop your stones up off the ground. **MAGNETIC POETRY**

Kit includes:

- (42) 3/4" press-in uppercase letters, numbers, and punctuation marks
- 4 concrete forms, 1-1/4" deep, 2" high, 4-14" in length
- 1 form for making stands
- 2lbs. starter bag of concrete
- Terra-cotta concrete tint
- Cement trowel
- Detailed instruction manual

Order Number: MP6072\$19.95

ECONOMY TROWELS



Brick Trowel - Steel blade, plastic handle.
Order Number: M-210\$3.00



Pointing Trowel - Steel blade, plastic handle.
Order Number: M-205\$1.95



Margin Trowel - Steel blade, plastic handle
Order Number: M-202\$1.95



9" x 4" Finishing Trowel - Steel blade, foam handle.
Order Number: M-209\$2.25

MARSHALLTOWN CONCRETE TROWELS

MIDGET TROWEL

Steel blade secured to aluminum mounting with six hard steel rivets. Curved handle.

8" x 3-1/4"
Order Number: M-11.....\$28.50



BRICK TROWEL

Forged in one piece from high grade steel. Six inch hardwood handle.

11" x 5-1/2"
Order Number: M-19.....\$37.50



WOOD FLOAT

Clear seasoned wood, 3/4" thick, finished smooth, with smooth handle.

12" x 5"
Order Number: M-44.....\$10.25



POINTING TROWEL

Forged in one piece from high grade steel, tempered, ground, and polished. Hardwood handle.

5" x 2-1/2"
Order Number: M-45.....\$12.95



CEMENT FINISHING TROWEL

Designed with balance, flexibility, and toughness. Highest grade spring steel. Straight basswood handle.

14" x 4"
Order Number: MMX-64.....\$34.75



BRICK JOINTER

Made of high-carbon steel, tempered hard, and polished.

1/2" x 5/8" joints
Order Number: M-80.....\$6.00



CEMENT EDGER

Polished steel blade with curved ends. Sturdy steel mounting, dura-soft handle.

6" x 3" with 3/8" radius
Order Number: M-136.....\$8.95



CEMENT GROOVER

Stainless steel blade, shaped bit, and leading edge. Dura-soft handle.

6" x 3", groove 1/2" x 1/2"
Order Number: M-180.....\$13.50



MAGNESIUM FLOAT

Made of very hard magnesium. Smooth wood handle positioned for perfect balance. Both ends beveled.

16" x 3-1/8"
Order Number: M-145\$23.50



CLASSIC UPPER CASE PRESS-IN LETTERS

42 upper case letters, numbers, and punctuation.

Order Number: MP6090.....\$6.50



TRADITIONAL LOWERCASE PRESS-IN LETTERS

42 lowercase letters, numbers, and punctuation.

Order Number: MP6091\$6.50



CONCRETE TINT

3 oz. – enough to tint two pounds of concrete

Buff Tint
Order Number: MP6096.....\$3.50



ADJUSTABLE STEPPING STONE FORM

Sturdy plastic form adjusts to make square or rectangular stepping stones, ranging in size from 4" to 15".

Order Number: MP6098.....\$5.50



CONCRETE FINISHING KIT

Provide the basic tools required, how-to information, and a checklist of other tools and materials needed to handle the entire concrete projects from start to "final finish."

Kit includes:

- 14" x 4" Finishing Trowel
- Concrete Edger 3/8" Radius
- Concrete Groover 1/4" Bit
- 5-1/2" Pointing Trowel
- 14" Wood Float
- Tip and Techniques Brochure

Order Number: 16162\$40.45






HOG TROUGH MOLD

This mold produces a hog trough which is full size capacity—7 quarts, 5-1/2” high. Outside diameter is 16” at base, 15” at top.

Order Number: 1073.....\$114.95



SPLASH BLOCK MOLD

The popular and useful Splash Block produced by this mold is 3-3/4” high. Outside dimensions are 14” x 32” at the base, 12-3/4” x 31” at the top.

Order Number: 1173.....\$169.95



1' X 1' PATIO BLOCK MOLD

Just imagine the beautiful patio that can be constructed using the blocks produced using this fiberglass patio block mold. This mold produces a block 12” x 12” x 2-1/2”. The blocks can be cast with colored pigment adding beauty and color to the patio. Finishing methods and techniques can also be taught.

Order Number: 1273.....\$101.95



1' X 2' PATIO BLOCK MOLD

Mold will form a block 12” x 24” x 2-1/2” and will add variety to a patio when used with the 1' X 1' patio block. The finished product weighs 60 lbs. A colored pigment may be sprinkled on top, mixed into the upper 1/2” of the block, or be mixed throughout the total thickness.


Order Number: 1373.....\$159.95



BICYCLE STAND MOLD

This mold produces a bicycle stand designed to hold both a 20” and 26” bicycle tire. Just wheel the bicycle straight in and forget it. Holds the bicycle straight and firm in an upright position. A drain opening in the bottom of the stand allows for drainage of water. The finished stand is 8” wide, 32” long, 7” high, and weighs 95 lbs.

Order Number: 1573.....\$79.00



CAR PARKING BUMPER MOLD

It is 78” long, 7-3/8” wide, and 6” high. Reinforcing rod which is used to hold the bumper in place is cast in the concrete. The finished bumper weighs approximately 210 lbs. Check schools, local businesses, and possibly homeowners in your school district for potential customers.

Order Number: 1673.....\$199.95

MAKING CONCRETE GARDEN ORNAMENTS



Concrete is a diverse material that can be formed, carved, and modeled, as well as beautifully enhanced with color, mosaics, and embedded designs. You don't need a lot of tools and materials to get started. This is a comprehensive book on this craft and it will enable you to make great projects quick and easy. LARK BOOKS

144 pages, 2001, softcover

Order Number: CB9071.....\$17.95



MASON'S LEVEL

48” long, brass bound.

Order Number: S42-347.....\$59.95

PORTABLE CONCRETE MIXER



The answer to how to mix concrete for a concrete instructional unit. This 5-gallon mixer weighs only 45 pounds including the 1/4 Hp, 110-volt motor. It mixes 1/2 cu. ft. volume per batch or 8 cu. ft. per hour. Just mix, remove the 5-gallon pail, and pour into the form. The combination mixing blade and scraper thoroughly mixes any concrete job. OSHA Approved chain guard included.

Order Number: M-58.....\$375.00



**TOOLS OF THE TRADE:
INSIDE THE MASON'S TOOLBOX**

The eye of an artist coupled with the mind of an engineer: that's a mason. Over the course of this program, viewers will learn about commonly used masonry tools; the attributes of brick, block, tile, stone, cast concrete, and mortar mixes; fasteners, wall ties, and mortar joint reinforcements; estimating material amounts; and on-the-job safety. The building of a brick wall from footing to cap showcases a variety of tools in action, including the brick tongs, mortar hoe, chalk line, hawk, trowel, bricklayer's rule, mason's hammer, brickset, power saw, and jointer. Specialized tools for use with cast concrete, block, stone, and tile are also shown. Correlates to all National CTE Organizational Standards (including the provisions of the Perkins Act). A viewable/printable instructor's guide is available online. 24 minutes. 2008. SHOPWARE

DVD Order Number: SW37048-D.....\$99.95